Registered Nurse

Objective Structured Clinical Examination (OSCE)

Candidate Handbook

March 2024

Australian Health Practitioner Regulation Agency
National Boards
GPO Box 9958 Melbourne VIC 3001 Ahpra.gov.au 1300 419 495

Ahpra and the National Boards regulate these registered health professions: Aboriginal and Torres Strait Islander health practice, Chinese medicine, chiropractic, dental, medical, medical radiation practice, midwifery, nursing, occupational therapy, optometry, osteopathy, paramedicine, pharmacy, physiotherapy, podiatry and psychology.

Contents

Introduction **4**

Frequently used terms within this handbook 4

Registered nurse OSCE candidate process **5**

Overview of the RN OSCE **6**

What is the RN OSCE? 6

OSCE integrity and confidentiality 6

What does the OSCE assess? 6

What skills will candidates be assessed on? 7

What does the examiner assess in relation to communication? 7

OSCE Station focus 8

Examination station set up 8

Where is the examination centre located? 13

Examination cycles at maximum capacity 13

Examination registration and allocation **14**

Registering for the RN OSCE 14

OSCE fee 14

RN OSCE eligibility letter (Offshore candidates) 14

Candidate OSCE availability 15

Reasonable adjustments 15

Confirmation of OSCE allocation 16

Candidate Terms and Conditions 17

Video and Audio Consent form 17

Withdrawing from an allocated examination 17

Failure to attend or complete an examination 17

Refunds 18

Examination day preparation **19**

Examination day dress code 19

Photographic identification document 19

Equipment 19

Personal Belongings 19

Family, friends and children 20

Accommodation check out 20

Recommended reading materials 20

Tips for completing the OSCE 21
RN OSCE Candidate terms and conditions 22
Before, during and after the examination 22
During and after the examination 22
After the examination 23
Candidate terms and conditions definitions 24
On the examination day 25
Arrival at the examination centre 25
Examination day registration 26
After registration 28
Emergency procedures 29
Break procedures 29
Ahpra Invigilators 29
Candidate exam day experience 30
During the Examination 33
Marking the OSCE 35
At the conclusion of your examination 35
Special consideration 35
After the examination day 36
Release of results 36
Successful Candidates 36
Unsuccessful candidates 36
Nurse and Midwife Support 37
Document history 38

Introduction

This handbook contains information about the Nursing and Midwifery Board of Australia's (the **Board**) Registered Nurse Objective Structured Clinical Examination (**RN OSCE**). This information is for candidates who are required to complete the RN OSCE.

The RN OSCE is the practical examination for internationally qualified registered nurses seeking registration in Australia as a registered nurse (**RN**).

Frequently used terms within this handbook

Term or acronym	Explanation or expanded acronym
Additional Profession	A primary profession of a candidate other than a registered nurse
Ahpra	Australian Health Practitioner Regulation Agency
Ahpra Invigilator	Ahpra staff member
IQNM	Internationally Qualified Nurse or Midwife
Manikin	A life-sized anatomical human model portraying the role of the patient
NCLEX-RN	The National Council Licensure Examination for Registered Nurses
Board	Nursing and Midwifery Board of Australia
OSCE	Objective Structured Clinical Examination
OSCE Fee	The $AUD fee required to be paid by a candidate in full prior to being allocated an OSCE date
RN OSCE Examiner	An individual that assesses OSCE candidates
Simulated Patient	Actor performing the role of the patient

Registered nurse OSCE candidate process

Become eligible for the OSCE

- Become eligible to sit an OSCE after completing the Portfolio stage and the NCLEX-RN. The NCLEX-RN may have been completed before or after the Portfolio stage
- Primary profession: Eligibility confirmed via IQNM dashboard step
- Additional profession: Eligibility confirmed via an email from Ahpra

Pay the OSCE fee

- Primary profession: OSCE Fee is paid via the IQNM dashboard
- Additional profession: OSCE Fee is paid by completing an application form sent via an email from Ahpra

Receive OSCE availability

- When OSCE dates are scheduled, candidates will receive an email from Ahpra requesting that they confirm their availablity by completing an online form
- Offers are issued based on the earliest date a candidate has paid for their OSCE or, for offshore candidates, the earliest date a candidate has provided a copy of their Australian visa

Confirm availability

- Candidates **must** complete the form to confirm whether they are available for the scheduled OSCE
- Allocations are based on earliest replies. If candidates do not reply quickly, they may not be allocated to the scheduled OSCE and will need to wait for another OSCE to be scheduled
- **Remember:** Apply for a reasonable adjustment(s) **now** if needed

Receive OSCE allocation

- Confirmation of allocated exam date and session time sent via an email from Ahpra
- Emails are sent **4 to 8 weeks** before an allocated OSCE date
- If a candidate's circumstances change, and they cannot attend their allocated exam, they **must** contact Ahpra at least **7 business days** before their allocated exam date
- **Remember:** Submit completed documentation requested by Ahpra

Sit the OSCE

- Attend the exam venue in person to complete the OSCE
- If a candidate does not attend, or they attend but do not complete, their OSCE due to a circumstance beyond their control they may be able to apply for special consideration

Receive results

- OSCE results will be sent via an email from Ahpra
- Results are sent within **8 weeks** of the OSCE date. Please do not contact Ahpra about results before the end of the 8 week period
- **Pass result:** The next step is to apply for registration
- **Fail result:** The next step is to pay another OSCE Fee to start the process again

Overview of the RN OSCE

What is the RN OSCE?

The RN OSCE consists of 10 stations, also referred to as clinical scenarios, that have been developed to test candidates against the Board's Registered Nurse Standards for Practice. The RN OSCE assesses whether a candidate has, at a minimum, the same level of practical skill, knowledge and competence as a graduate registered nurse who has completed a Board approved program of study to become qualified for registration in Australia.

The time allocated for each RN OSCE station is ten (10) minutes. The ten (10) minutes comprises two (2) minutes reading time and eight (8) minutes performance/skills demonstration time.

The RN OSCE is a **regulatory** OSCE rather than an educational OSCE and is conducted in a way that is consistent for all candidates. This means that:

- Candidates will not receive any coaching, prompting, further explanation of the task required or feedback from the RN OSCE examiners during or after the OSCE;
- The RN OSCE is run strictly to time i.e. two (2) minutes of reading time and eight (8) minutes of performance time allowed for each station;
- When the allocated time for the station is up, candidates **must** move to the next station even if they may not have completed everything required for that station under assessment, and
- Candidates are not allowed to speak to another candidate during the RN OSCE.

OSCE integrity and confidentiality

To ensure the integrity of the RN OSCE is maintained:

- Candidates must keep everything that they see, hear, touch and interact with during the exam confidential. See RN OSCE Candidate Rules and the RN OSCE Candidate Terms of Agreement outlined within this handbook for more information.
- The examination will change during the OSCE cycle. This means that individual station scenarios may change from day to day, or all station scenarios may change on any day(s) during the exam period.

What does the OSCE assess?

Each RN OSCE station assesses a candidate's ability to perform a specific clinical skill and the candidate's ability to manage the care of a patient in a holistic manner. The care that is provided within each station should take into consideration the individual situation for that patient and that the care provided is tailored to individual patient needs.

Examples of some considerations about individual patient care include, but are not limited to:

- a patient's ability to understand simple instructions,
- a patient's physical capacity,
- the support that a patient has available to them,
- any vision or hearing impairments the patient may have.

The RN OSCE examiner will assess a candidate's ability to perform a specific clinical skill, formulate an accurate plan of care for the patient based on their assessment findings or any information deemed relevant. Patient safety, and the care they receive, is paramount at all stages within the OSCE stations. Candidates are required to **demonstrate/perform the skills, not just talk about what they would do or the care they would provide**.

Candidates **will not** be expected to know specific Australian state and territory clinical policies and procedures. However, they will need to demonstrate an understanding of relevant Australian national standards, international infection control and prevention standards etc. Please refer to the Recommended reading materials section of this handbook for further information.

What skills will candidates be assessed on?

Practical Skills

Each candidate will be tested on a series of practical skills which may include, but are **not limited** to:

- Physiological observations,
- Vital signs,
- Calculating drug dosages,
- Subcutaneous/Intramuscular injection,
- Aseptic Non-Touch Technique (**ANTT**),
- In hospital resuscitation,
- Safe disposal of sharps,
- Medication administration,
- Wound care,
- Hand hygiene,
- Therapeutic patient communication/consent,
- Infection control practices,
- Patient identification,
- Intravenous therapy administration/management,
- Risk management in the clinical environment.

Communication Skills

As communication is central to nursing practice, candidates will also be assessed on their communication skills during the RN OSCE. The RN OSCE aims to assess how candidates interact with the patient and their approach to the patient when providing care. This will include a candidate's ability to provide explanations to the patient about their care in an appropriate manner, as well as the candidates ability to include the patient or family in their care where appropriate. Candidates may be required to convey clinical information about the patient to another health practitioner or RN OSCE examiner, and should be familiar with the Introduction, Situation, Background, Assessment and Recommendation (**ISBAR**) communication approach.

What does the examiner assess in relation to communication?

The RN OSCE examiner will assess the full range of communication skills (verbal, non-verbal and written) by observing the interaction between the candidate and:

- a Simulated Patient
- a Manikin, or
- a person playing a second RN or other health practitioner role.

The candidate's written communication skills will be assessed by any clinical documentation they record about the patient required in some stations.

Candidates should speak and interact with the patient, either Simulated Patient or a Manikin, as they would any real person/patient that they are meeting for the first time.

The RN OSCE examiner will also look at a candidate's approach to the patient and/or person playing a second RN or other health practitioner role throughout the examination and assess their communication skills such as:

- Clearly explaining care, diagnosis, investigations and/or treatments,
- Involving the patient in decision-making,
- Communicating with relatives and other health care professionals,
- Seeking and obtaining informed consent,
- Active listening,
- Dealing appropriately with an anxious person or anxious relatives,
- Providing clear instructions on discharge,
- Demonstrating compassion and care during communication, and
- Clear documentation.

OSCE Station focus

The RN OSCE stations cover the various aspects of nursing care across three primary domains of care, these include:

Nursing assessment & care planning	Care delivery	Evaluation of care
• Vital signs • Focused nursing assessment • Risk assessment	• Medication administration • Basic life support • Aseptic and ANTT principles • Pain assessment and management • Initiation & Maintenance of Intravenous Fluids • Blood Transfusion	• Interdisciplinary communication

Examination station set up

Care settings

The RN OSCE stations will be set up to reflect a range of care settings, including but not limited to:

- Hospital, either a ward or emergency department,
- General practice clinic,
- Aged care setting, or
- Community setting.

Patient types

A variety of patient types are used in the RN OSCE. The types of patients involved in each station will either be:

- A Simulated Patient, or
- A Manikin.

Smaller pieces of equipment may also be used to simulate part of a patient/person. A scenario may also include both a Simulated Patient and a piece of equipment.

Whether a Simulated Patient or Manikin is used, it is essential that candidates demonstrate a level of empathy and interact with the Simulated Patient or Manikin in the same way they would a real patient/person.

RN OSCE examiners

A RN OSCE examiner will be in each station. Their primary role in each station is to observe and mark a candidate's performance. Unless explicitly stated in the candidate instructions, examiners will not provide prompts during the RN OSCE.

However, there are some circumstances when a candidate and RN OSCE examiner will interact. For example:

- If the candidate instruction for the OSCE station requests that candidates present their findings to the RN OSCE examiner. When this occurs, candidates must address the examiner to present their findings, and
- If the patient is a Manikin, and the candidate asks the Manikin a question, the RN OSCE examiner will respond on behalf of the Manikin. When this occurs, candidates must address the Manikin.

Station equipment

Candidates will find each RN OSCE station set up to simulate a care setting. The Candidate Instructions will include detail on the setting of the station.

All documentation and equipment that candidates are provided to complete their examination are common to Australian healthcare facilities.

Candidates should try and complete all tasks, including writing relevant documentation, as set out in the Candidate Instructions.

If the station requires a candidate to interact with another registered nurse, such as for second checking medicines, there will be another person in the room playing a second RN. The second RN, or the RN OSCE Examiner, may also play the role of another health practitioner in the room and the candidate should interact with this person as they would in the clinical setting.

Examples of charts and forms that you may be required to be familiar with are as follows:

- National Medication Charts
- Emergency Department observation chart
- Observation Charts
  - Example 1 - Adult observation chart
  - Example 2 - Adult observation chart
  - Example 1 - Paediatric observation chart
  - Example 2 - Paediatric observation chart
- Neurological observation chart
- Neurovascular observation chart
- Blood glucose record chart
- Adult falls risk assessment chart
- Pressure care risk Assessment
- Mental health risk assessment chart
- Intravenous order chart

Rooms with Manikins

Some stations will include the use of Manikins. Examples of the station set up is shown below:

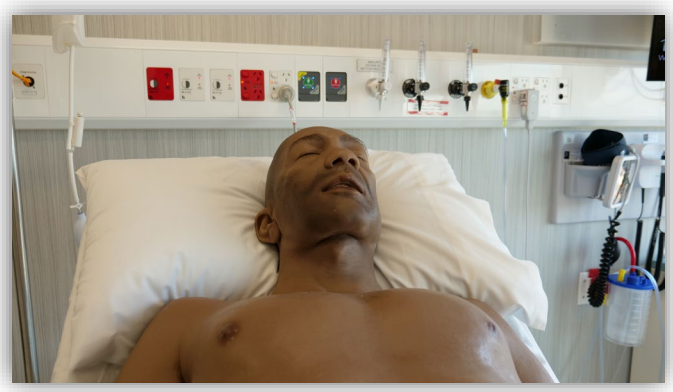

Rooms as Hospital settings

Some stations may be set-up as a hospital setting, as shown below:

Rooms as GP Clinics or outpatient settings

Some stations may be set up to reflect a GP clinic, consulting room or outpatient setting.

Equipment specific to the scenario

The equipment candidates require to successfully complete a station will be displayed and accessible in the room on a tray, trolley or shelving unit.

No equipment is hidden. If a candidate believes a piece of equipment is missing, or not working properly, they must notify their examiner immediately.

If a packet or item does not open easily, candidates can place the item aside and select another item to open and use.

Where is the examination centre located?

RN OSCEs are delivered by Ahpra at the following locations:

1. Adelaide Health Simulation (**AHS**), which is located within the University of Adelaide in South Australia. AHS have two (2) separate locations where the examination may be hosted. These two locations are the Adelaide Health and Medical Sciences Building or Helen Mayo South Building.

2. Royal Australian and New Zealand College of Obstetricians and Gynaecologists (**RANZCOG**), which is located in Melbourne CBD, Victoria.

A candidate's RN OSCE allocation confirmation email will provide the specific details on where the examination is located, and which building/address location candidates will need to present to for their allocated examination.

Before the day of the examination, candidates should familiarise themselves with the location of the building/address. However, candidates **must not enter** or contact either the AHS or RANZCOG before the day of their examination. Any candidate that enters the building(s) before their allocated examination day:

- Will be viewed as having unauthorised access to the examination venue,
- Will be in breach of the IQNM assessment process misconduct policy, and
- Will be ineligible to undertake their allocated examination.

Examination cycles at maximum capacity

If the examination cycle offered to the candidate is at maximum capacity, when the IQNM Exams Team receives a candidate's response to the OSCE availability email, then the IQNM Exams Team will contact those candidates and provide them with the details of any alternative RN OSCE dates. If there are no alternative dates, and future examination dates are yet to be scheduled, the IQNM Exams Team will contact candidates as soon as new dates are scheduled.

Examination registration and allocation

Registering for the RN OSCE

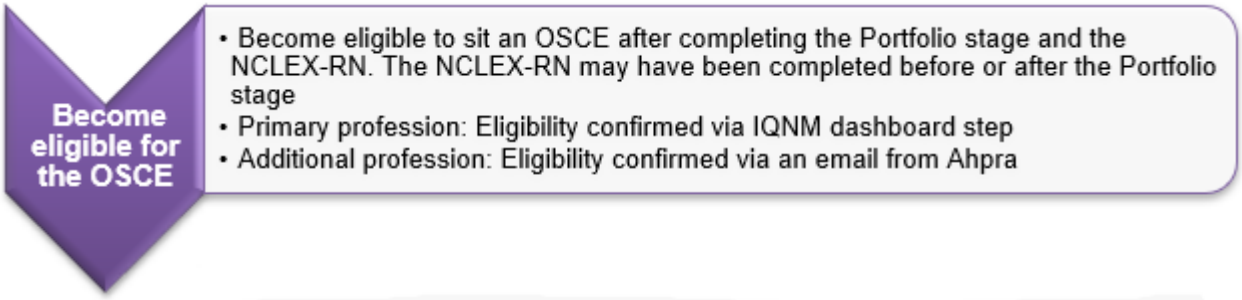

Candidates who have been confirmed as passing the NCLEX-RN will be invited via their IQNM dashboard to submit a payment for the OSCE.

For candidates who need to sit the RN OSCE as an Additional Profession, Ahpra will provide an application form to complete and submit to register for the RN OSCE.

OSCE Fee

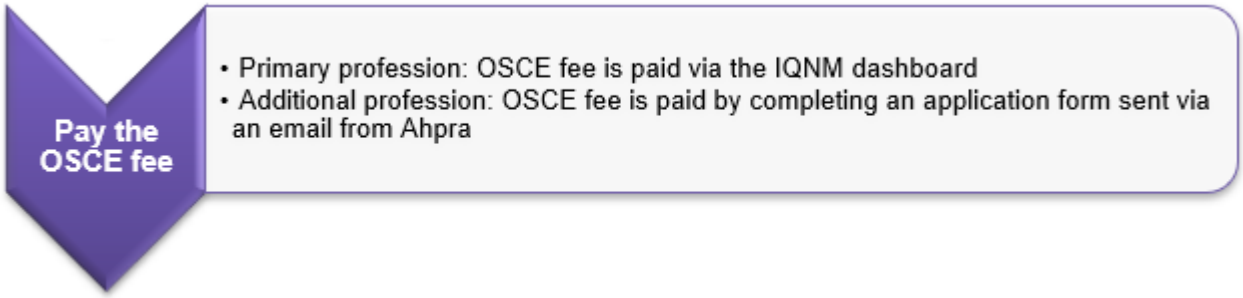

The RN OSCE Fee for each examination sitting is $4,000 AUD.

This fee **must** be paid to Ahpra via the candidate's IQNM dashboard before a candidate will be offered an RN OSCE date. For candidates who need to sit the RN OSCE as an Additional Profession, those candidates will need to provide their payment details on their application form.

Please refer to the RN OSCE Rules and RN OSCE Candidate Terms of Agreement.

RN OSCE eligibility letter (Offshore candidates)

Offshore candidates will receive an RN OSCE eligibility letter within four (4) weeks from date of Ahpra receiving their OSCE Fee payment. This letter may be used as a supporting document in an Australian visa application process.

Once an Australian visa has been issued, offshore candidates **must** email a copy of their visa to the IQNM Exams Team. Aside from sending the RN OSCE eligibility letter, candidates will not receive any further requests to provide a valid Australian visa. Candidates will not be offered an RN OSCE date until they have provided an Australian visa.

Candidate OSCE availability

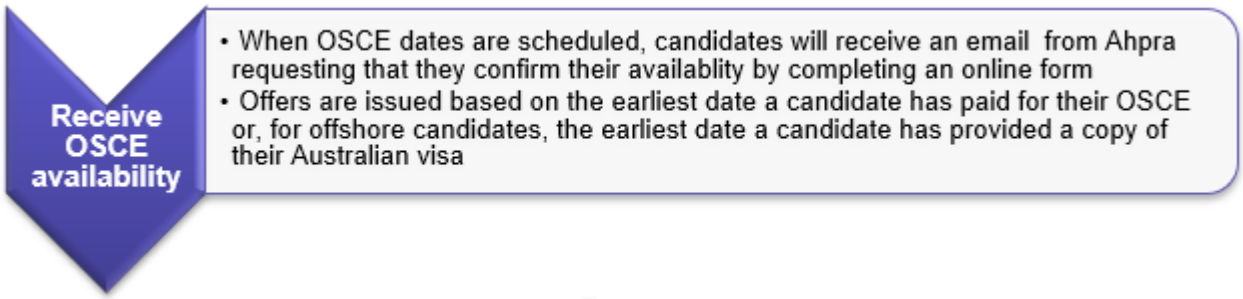

Once an examination cycle is scheduled, eligible candidates will be emailed and asked to confirm their availability to sit the exam. To receive an email requesting confirmation of RN OSCE availability, a candidate must have paid the OSCE Fee and, if the candidate is offshore, provided a valid Australian visa at least three (3) months before the scheduled examination cycle.

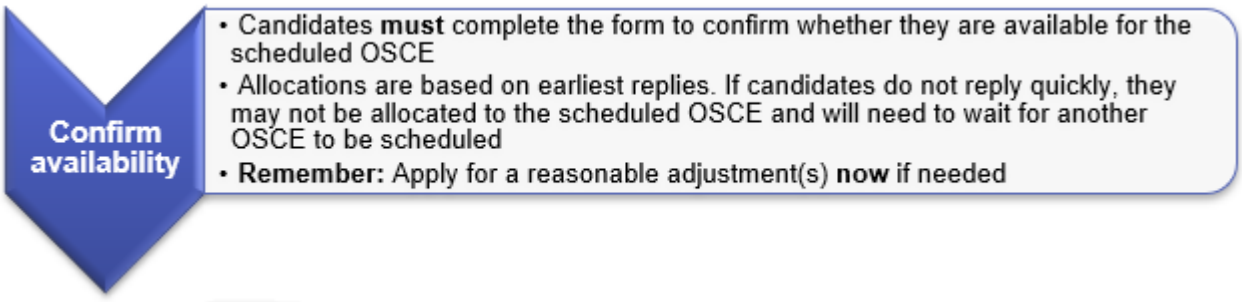

Candidates must confirm their availability by completing an online form. The link to the online form is in the email sent by the IQNM Exams Team.

Candidates may respond by completing the form within their own timeframe. However, places for each cycle are limited and fill up fast. Places will be allocated to candidates based on the following priority order:

- Earliest date the RN OSCE Fee is paid or, for offshore candidates, earliest date an Australian visa is submitted to Ahpra,
- Earliest date the online form is completed and submitted.

If a candidate delays completing the online form in response to the RN OSCE availability email, they risk missing out on being allocated to a place at the next RN OSCE and will need to wait for another examination cycle to be scheduled.

Reasonable adjustments

Reasonable adjustments are special arrangements for the administration of the examination to provide candidates with disabilities, either physical and/or mental impairment, full access to the examination where possible and appropriate. Adjustments will only be made in line with the inherent requirements for nursing practice in Australia and must not compromise the integrity of the examination. The expected level of competence is the same for all candidates and cannot change as part of a reasonable adjustment arrangement.

For more information about reasonable adjustments, including how to apply, when to apply and evidence requirements, see the Board's Reasonable adjustments policy.

After completing the online form confirming availability, if needed, a candidate needs to apply for reasonable adjustment(s).

Confirmation of OSCE allocation

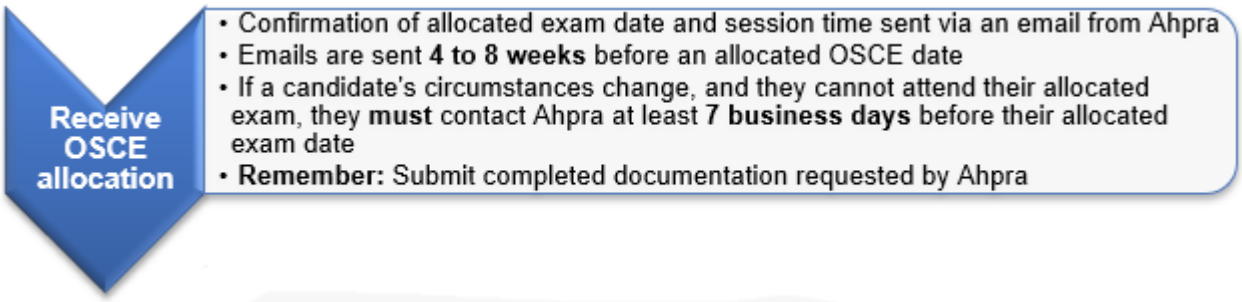

Candidates will be randomly allocated to a single examination day and session.

The IQNM Exams Team will email a candidate their Confirmation Letter after the candidate has responded to confirm they are available for an examination cycle and is allocated to an exam date. The Confirmation Letter will be emailed no earlier than eight (8) weeks before the examination date the candidate has been allocated.

Once the allocation is completed, changes **cannot** be made. A candidate is only confirmed to be allocated to an examination date when they have received their RN OSCE Candidate confirmation letter via email from the IQNM Exams Team (the **Confirmation Letter**). Candidates are advised not to book any travel and/or accommodation until they have received their Confirmation Letter.

If a candidate responds to confirm their availability within eight (8) weeks of the exam date, and there are still spaces, candidates will be allocated to an examination within the eight (8) week timeframe and will receive the Confirmation Letter within three (3) business days of confirming their availability.

The email and Confirmation Letter will include:

- Examination venue address,
- Examination date and time,
- Any details about the expectations of a candidate presenting to the examination,
- A copy of the *RN OSCE Candidate Terms of Agreement for candidates*, and
- A copy of the *RN OSCE Video and Audio consent form*.

It is vital that candidates are familiar with the details of their examination in their Confirmation Letter before arriving at the examination centre on their allocated examination day.

The IQNM Exams Team will send candidates an exam reminder email two (2) weeks before the candidates' scheduled examination date.

RN OSCE Candidate Terms of Agreement

Candidates must sign a RN OSCE *Candidate Terms of Agreement* document to declare that they:

1. Have read, understood and agree the RN OSCE Candidate Terms of Agreement, Collection Statement and the IQNM RN OSCE Candidate Handbook.

Completing an RN OSCE Candidate Terms of Agreement prohibits candidates from discussing any information about the OSCE with anyone else, in writing or in person, or on any form of social media.

Candidates must complete and return their RN OSCE Candidate Terms of Agreement by reply email within the timeframe specified in their Confirmation Letter.

Video and Audio Recording Consent form

Candidates must complete a *RN OSCE Video and Audio consent form* (the **Consent Form**). The RN OSCE process is video and audio recorded and may be used for result moderation, procedural review processes and/or educational and research purposes by Ahpra. Some of these uses may include, but are not limited to:

- quality assurance of cases, examiners and candidates,
- examiner and Simulated Patient training, and
- feedback in the development of clinical scenarios.

Video and audio recordings will be retained under strict security and in compliance with the relevant Australian legislation. Signing the Consent Form does not authorise candidates access to any recordings. Access to recordings can only be granted in accordance with the Board's Examination Procedural Review Policy.

Candidates must complete and return the Consent Form by reply email within the timeframe specified in their Confirmation Letter.

Withdrawing from an allocated examination

If a candidate is not able to attend their examination date or time, they must contact the IQNM Exams Team via email at IQNMexams@ahpra.gov.au, as soon as possible. Where an examination space is available in the same cycle, the candidate will be offered the space. If the candidate does not accept the alternative date and/or time, or there are no alternative spaces, and the candidate gives sufficient notice, the candidate:

- is considered to have withdrawn from their allocated exam, and
- will be transferred to a future OSCE cycle without paying another OSCE Fee.

In accordance with the Board's Special consideration policy, sufficient notice is at least five (5) full business days before an allocated exam date and time. Weekend days and Australian national public holidays are not considered to be business days.

Examination dates and/or times should only be considered rescheduled or cancelled when a candidate has received a confirmation of this from the IQNM Exams Team via email.

Failure to attend or complete an examination

If a candidate does not attend or complete their allocated exam without giving sufficient notice they:

- will automatically fail their examination,
- will forfeit their OSCE Fee in full, and
- must re-apply to take the examination, including paying a new OSCE Fee, if they wish to sit the RN OCSE in the future.

If adverse event(s) occur beyond the control of the candidate, which prevented them from attending or completing their examination, the candidate may apply for special consideration. See the Special consideration section of this handbook for more information.

Refunds

A refund of the OSCE Fee will be given to a candidate if:

- The candidate does not sign the RN OSCE Terms of Agreement document prior to sitting the OSCE,
- Ahpra receives a duplicate payment of the OSCE Fee (system or staff processing error),
- Candidate provides evidence of visa application denial,
- The candidate withdraws from participating in the Board's IQNM assessment process and has not sat the RN OSCE they have paid for,
- The candidate can demonstrate financial hardship and therefore it is expected that there will be a prolonged period before they will be available to sit the RN OSCE, or
- The candidate dies. In this circumstance, the refund will be to the candidate's estate.

A $10 processing fee applies to refunds except if the reason is due the death of the candidate.

A refund can be requested by emailing IQNMexams@ahpra.gov.au. If the reason for the refund is financial hardship or death of a candidate, appropriate supporting documentation will be required.

An OSCE Fee will not be refunded or transferred to another OSCE cycle if a candidate fails to provide at least five (5) full business days' notice before the allocated examination date and time of the candidate's inability to attend or complete their allocated examination.

Examination day preparation

Examination day dress code

Candidates are expected to attend the RN OSCE in appropriate professional attire that is suitable for clinical practice. This is to ensure that all candidates present in a professional manner, adhere to infection control and prevention standards and provide a safe environment for all candidates and the Simulated Patients they will be engaging with through the RN OSCE.

Candidates must **NOT** wear:

- jeans,
- tracksuit pants or tracksuit tops,
- ripped or torn clothing,
- singlet tops or low-cut tops,
- long sleeved tops – candidates must be bare from the elbow down in line with infection control requirements,
- open toed or high heel shoes/ boots/ casual sneakers,
- any jewellery, except for stud earrings which are acceptable,
- any kind of nail polish or powder on their fingernails, which should be cut short in length,
- long hair down – candidates who have long hair must tie their hair back in line with infection control requirements.

Medical ID bracelets

Medical identification (**medical ID**) bracelets can be worn during the pre-exam and post-exam periods. However, they must be removed at the start of the examination and given to an Ahpra Invigilator. The candidate must inform the Ahpra Invigilator of their medical condition and the way it must be managed if the medical condition occurs during the exam. The medical ID bracelet will be returned to the candidate as soon as the examination concludes.

Religious items

Candidates may wear items that are mandated by their religion, i.e. the item(s) must be worn at all times while in public. Due to infection control requirements, the item must not be worn on the arms below the candidate's elbow or hands. Candidates must declare religious items to an Ahpra Invigilator while they are being registered and must make the item(s) available for inspection when requested.

Photographic identification document

Candidates will be required to present a photographic identification (**photographic ID**) when they register for their exam. The only acceptable photographic ID is an **Australian or International Passport**.

The Australian or International Passport must have a current expiry date and be in the same name that was submitted during the IQNM portfolio stage. If a candidate's photographic ID has expired, or their name is changed, they **must** email a certified copy of their new photographic ID to IQNMexams@ahpra.gov.au **before** their allocated RN OSCE date.

Equipment

Candidates do not need to bring any equipment to use during the RN OSCE. All equipment required will be supplied, including pens and stethoscopes.

If a candidate needs a reasonable adjustment that includes the use of special equipment, and Ahpra does not have the equipment, the candidate will be required to bring the item with them for the RN OSCE. See the Board's Reasonable adjustment policy for more information.

Personal Belongings

Candidates are encouraged to bring only essential belongings to the RN OSCE. Candidates are not to take any belongings into the examination area. While candidates are in the RN OSCE, their belongings will be locked securely in the candidate waiting area and access to this room will be under the supervision of Ahpra Invigilators while the RN OSCE is being undertaken.

All mobile phones and electronic devices **must** be switched off, set to silent or placed in flight mode and placed in an opaque plastic satchel that will be provided at registration.

Candidates are not required to bring water to the exam. Water is available during the RN OSCE.

If candidates require any medication or food for medical reasons during the examination process, these must be given to the Ahpra Invigilator at registration in a clear plastic resealable bag labelled with the candidate's name. The bag will be made available by the Ahpra Invigilators to the candidate as needed during the RN OSCE.

Ahpra and the examination venue will not take responsibility for lost or stolen belongings.

Family, friends and children

If candidates have family members, friends or children accompanying them on the day, they must remain in any available reception area. Once registration opens, they must move away from the registration and foyer waiting areas. They will not be permitted past the registration point and are not able to accompany candidates to the candidate waiting room or into the examination area.

The reception and registration area for the RANZCOG exam centre is not an open and freely accessible space by the public. If candidates have family members, friends or children accompanying them to this exam centre, they are strongly encouraged to seek an alternative space or venue to wait for the candidate to complete their RN OSCE.

Candidates will not be able to have contact with family, friends or children until they are released from candidate quarantine. Candidates must make sure that children have adequate care before they register for the RN OSCE, while they are sitting the RN OSCE and during any subsequent period of quarantine until they are released from the examination centre.

Accommodation check out

If candidates need to check out from their accommodation before 2:00pm on their examination day, they must check out before arriving at the examination venue. Once registered for their RN OSCE, candidates will not be able to manage accommodation check out until they are released from the examination venue, which may be after a period of quarantine.

Recommended reading materials

The Board and Ahpra do not endorse any OSCE preparation programs.

The following reading materials may be useful to candidates:

Professional resources:

1. NMBA Professional Standards
2. Registered nurse standards for practice
3. Code of Conduct
4. Code of Ethics

Nursing practice:

1. Rhodes, J., Hall, H., & Glew, P. (2022). *Fundamentals of Nursing and Midwifery: a person-centred approach to care* (4th ed.). Sydney, NSW: Wolters Kluwer.
2. Tollefson, J, Hillman, E (2021). *Clinical psychomotor skills: Assessment skills for nurses.* (8th ed.). Victoria, Australia: Cengage learning.

Health professionals' practice:

1. Australian Commission on Safety and Quality in Health Care. (2017). *National Safety and Quality Health Service Standards: Guide for Hospitals.* (2nd ed.). Sydney, NSW: Australian Commission on Safety and Quality in Health Care. https://www.safetyandquality.gov.au/publications-and-resources/resource-library/nsqhs-standards-guide-hospitals
2. Australian Medicines Handbook. Purchase from: https://shop.amh.net.au/products/digital
3. Australian Resuscitation Council https://resus.org.au/

4. Forbes, H. & Watt, E. (Eds.). (2020) *Jarvis's physical examination & health assessment* (3rd ed.). Chatswood, NSW: Elsevier.
5. Hand Hygiene Australia - https://www.hha.org.au/
6. ISBAR tools - https://www.safetyandquality.gov.au/sites/default/files/migrated/ISBAR-toolkit.pdf
7. Therapeutic Guidelines – eTG Complete. Purchase from: https://tgldcdp.tg.org.au/products
8. The National Safety and Quality Health Service Standards - https://www.safetyandquality.gov.au/standards/nsqhs-standards

Tips for completing the RN OSCE

Before the RN OSCE day

Candidates are encouraged to:

- Be familiar with the location of the RN OSCE, including travel times and parking information, noting that candidates **must not** enter or contact the examination building before the day of their examination,
- Understand the expectations of a candidate for examination day,
- Review each section of this candidate handbook so that they understand the requirements for the RN OSCE, specifically about what to and what not to bring and what to wear,
- Review the information provided about the format of the RN OSCE and expectation of candidate conduct during the OSCE,
- Review the resources in the Recommended reading materials section of this handbook, and
- Review the list of examples of potential skills to be examined and utilise appropriate references to understand the skills as deemed necessary. See What does the OSCE assess? And What skills will candidates be assessed on? Sections for more information.

On the day of the RN OSCE

Candidates must:

- Wear the appropriate clothing and footwear,
- Allow enough time for travelling to the OSCE location,
- Arrive on time,
- Bring the correct photo identification, and
- Be prepared to provide an Ahpra Invigilator with any special items they may require during the RN OSCE. For example, medications or food needed for medical reasons while in the waiting, RN OSCE and quarantine areas, or pre-approved reasonable adjustment item(s).

During the OSCE

Candidates should:

- Remember that candidates are assessed at the level of an Australian graduate entry registered nurse,
- Use the entire two (2) minute reading time to thoroughly and carefully read the candidate station instructions,
- Be prepared interact with Manikins, and/or Simulated Patients in the examination process and make sure they treat them as they would real patients/people,
- Listen carefully and adhere to all instructions provided, and
- Not just focus on the completing a task alone, but also consider the clinical scenario as a whole.

RN OSCE Candidate Rules

Candidates must follow the RN OSCE Candidate Rules before, during and after the examination. A breach of these RN OSCE Candidate Rules is misconduct. In the event Ahpra and/or the Board determines a candidate has breached RN OSCE Candidate Rules, candidates may face disciplinary action in accordance with the IQNM assessment process misconduct policy.

Before, during and after the examination

The following terms and conditions apply before, during and after the examination.

1. Candidates must maintain confidentiality of the examination content and processes before, during and after the examination. This means that candidates must not share, disclose or discuss with any person any information related to the examination.

2. Candidates must not supply Ahpra with false or misleading information at any point during the examination booking, exam registration, examination or, if applicable, examination review processes.

3. Candidates must not access unauthorised copies of examination questions and/or scenarios.

4. Candidates must not allow or encourage their support people or family members to enter or access the examination area, including pre-exam and post-exam holding rooms.

5. Candidates must not take, or encourage other people to take, photographs of an internal building where an exam is delivered.

Before the examination

The following term and condition applies before the examination.

6. Candidates must not enter or contact the examination location prior to the day of their examination. On examination day candidates must remain on ground floor and wait until instructed by an Ahpra Invigilator to progress to the examination area. Unauthorised access to the examination venue will be viewed as misconduct.

During and after the examination

The following terms and conditions apply during and after the examination.

7. Candidates must not record, copy or disclose any and all information related to the RN OSCE.

8. Candidates must not copy or reconstruct examination items for any reason whether during or following the examination, using their memory or other's memory of the examination.

9. Candidates must always follow and observe all instructions or directions given by the Ahpra Invigilator, Chief Examiner, the Ahpra Examination Coordinator and/or nominees.

10. Candidates detected with any unauthorised device or documents must, upon the direction of an Ahpra Invigilator, surrender that device/document for inspection.

11. During the RN OSCE process candidates **must**:

    11.1 **not** assist other candidates, including taking any action that gives or attempts to give them or another candidate an unfair advantage in the examination.

    11.2 **not** seek help from any other party in answering items either in person, by phone, text or by email during the examination. This includes during breaks.

    11.3 **not** allow another person to complete an examination on their behalf.

    11.4 **not** induce or assist any other person to present for examination in their place.

11.5 **not** present for the examination in another candidate's place.

11.6 **not** write any prompting material on their skin or other objects before or during the OSCE.

11.7 **not** act in any way that causes nuisance, annoyance or interference, which may impact on the ability of others to complete their examination tasks.

11.8 **not** communicate with, or copy from, another candidate during the examination.

11.9 **not** possess mobile phones and electronic devices that can store, receive or transmit information or electronic signals, such as recorded music and video players, organisers, dictionaries and computerised watches, including smartwatches.

11.10 **not** bring unauthorised materials into the examination or access unauthorised materials before and/or during an examination.

11.11 **not** bring study material into the examination area.

11.12 **not** remove any examination materials and/or responses (in any format) from the examination rooms

11.13 leave all documentation required as part of the scenario at the station.

11.14 raise their hand if they want to communicate with an Ahpra Invigilator.

11.15 exit the station room when instructed to do so.

11.16 **not** leave the examination centre until permitted by an Ahpra Invigilator.

11.17 **not** bring into or possess in the examination area any drinks or food, except under special circumstances as approved and directed by the IQNM Exams Team.

12. If candidates witness any irregular or unprofessional behaviour that is in violation of the RN OSCE Candidate terms and conditions, candidates are required to report it to the Ahpra Invigilator or the Ahpra IQNM Exams Team and comply with any follow up investigation. Suspicious behaviours may be reported to Ahpra IQNM exam team by emailing IQNMexams@ahpra.gov.au.

After the examination

The following terms and conditions apply after the examination.

13. Candidates must not sell or attempt to sell any information related to the examination.

14. Candidates must provide reasonable assistance to any investigation by Ahpra in relation to a suspected breach of RN OSCE Candidate terms and conditions or any other investigation that needs to be conducted.

Candidate terms and conditions definitions

‘Information’ includes, but is not limited to:

- Examination set up,
- Examination process,
- Examination questions, and
- Examination answers.

‘Disclose or discuss’ includes, but is not limited to:

- Reproducing and/or sharing either verbally or in writing any aspect of the examination or related process,
- Re-enacting any aspect of the examination or related process,
- Posting or discussing questions on the internet, social media and any other online forums.

‘Person’ includes, but is not limited to:

- Other past, current or future candidates,
- Colleagues,
- Organisations, including those that provide preparatory OSCE programs or similar.

On the examination day

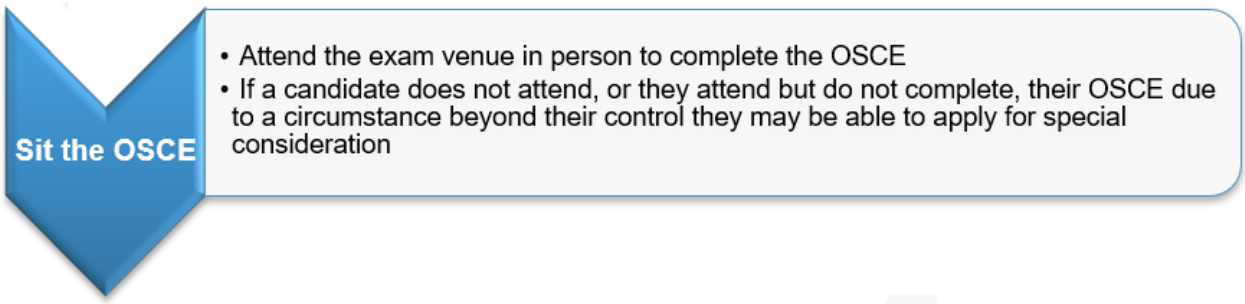

Arrival at the examination centre

Candidates should arrive **no more than 30 minutes before** the start of the registration period specified in their RN OSCE Candidate Confirmation letter.

Candidates **must not** wander around the examination building. On arrival, candidates will see the registration desk or be greeted by an Ahpra Invigilator and **must** remain on the ground floor near the location of the registration desk.

For candidates attending examinations at AHS, toilets are located on the ground floor. For candidates attending examinations at RANZCOG, toilets are available for use upon entry into the registration room.

Any candidate who is found on any other floor of the examination centre, without permission from an Ahpra Invigilator, will be in breach the IQNM assessment process misconduct policy and will not be allowed to undertake their allocated examination.

The preferred entrance for candidates to use on exam day is pictured below:

University of Adelaide, Adelaide Health Simulation (AHS) – Health and Medical Sciences Building

The registration desk is located immediately inside the entrance point.



University of Adelaide, Adelaide Health Simulation (AHS) – Helen Mayo South Building

The registration desk is located immediately inside the entrance point of the Helen Mayo North entry. This area can be access via both Helen Mayo South and North entry points.

Royal Australian and New Zealand College of Obstetricians and Gynaecologists (RANZCOG)

The registration desk is not located immediately inside the entrance point and candidates will be escorted to the registration area.

Examination day registration

Preparing to register

Before registration opens, candidates are asked to be ready to register for their examination. In preparation, candidates are asked to:

- Empty pockets and place all items into their bag. This includes tissues and pens. If they don't have a bag, candidates can have items ready for collection and Ahpra staff will place them into a sealable bag.
- Remove all jewellery and watches. Jewellery includes necklaces, bracelets, rings, watches, anklets and earrings, except for stud earrings. Candidates can place these items in their bags or, if they don't have a bag, have these items ready for collection and Ahpra staff will place them into a sealable bag.
- Have their valid passport ready to be presented. This must be the same passport previously submitted to Ahpra.
- Have all electronic devices ready for collection by Ahpra staff. This includes phones, smartwatches, tablets and air pods. If the device makes a noise, it must be switched off, placed on silent or into flight mode.

- Go to the bathroom before registering for their exam. Once registered, candidates cannot leave the registration area and will only be able to access the bathroom during scheduled bathroom breaks.

When registration opens, an Ahpra Invigilator will give instructions to candidates to help guide them through the registration process. At the registration desk, candidates will be required to provide their photographic ID, asked to sign in on the candidate register and give their personal belongs to an Ahpra Invigilator for storage during the exam.

Presentation of Phones, Tablets, Smartwatches and electronic devices

When registering for their exam, candidates will need to present all electronic devices that send and receive information for collection. This includes, but is not limited to, phones, tablets, smartwatches and headphones. It does not include power banks. Electronic devices will be placed inside an opaque plastic satchel, which will be sealed in the presence of each candidate. This satchel will be kept by the Ahpra Invigilator and will be released to candidates at the end of the examination only. These electronic devices are brought to the examination venue at the candidate's own risk and Ahpra is not responsible for the safety of these items.

Electronic devices cannot be accessed by candidates once they are registered for their exam and until they are released from any period of quarantine (if applicable).

Candidate ID Card

At registration, candidates will be handed their candidate ID card. This card will be used by the candidate to sign in to each station as they progress through the examination. The information on the card should be identical to the information included in the RN OSCE allocation confirmation email and the registration sign in form.

If there is any issue with the information printed on the card, please speak with the Ahpra Invigilator at registration.

ID Card - AHS



ID Card - RANZCOG

Station starting card

At registration, each candidate will be given a station starting card. The card will:

- be the colour of the circuit the candidate will take their exam on, and
- have the station starting letter printed on it to tell the candidate which station they will be starting their exam at.

Once seated at their first station, an Ahpra Invigilator will collect the station starting card from the candidate. The card does not need to be carried from station to station as the candidate progresses through their exam.

After registration

After all the candidates for the examination session have been registered, or the registration close time has passed, the candidate group will be guided to the candidate waiting room by an Ahpra Invigilator.

Candidates will be taken through a short presentation that will include further instructions about the examination and what to expect during their exam.

Emergency procedures

In the event of an emergency, an overhead alarm will sound. Candidates must continue with their exam while the Examination Coordinator investigates the cause of the alarm with designated venue staff. If it is decided that the building must be evacuated, candidates will be instructed to stop what they are doing.

If a candidate is inside an examination station

Candidates must follow the instructions of the RN OSCE Examiner in their station and stay with them until they are instructed to stay with a specific Ahpra Invigilator. The candidate must not discuss the examination with the RN OSCE Examiner or communicate with other candidates.

If a candidate is on the examination circuit or in a waiting area

Candidates must follow the instructions of Ahpra Invigilators and must stay with their group while evacuating the building and at the meeting point. While evacuating, and at the meeting point, candidates who are part way through their examination must stay apart from candidates who have completed their exam and must not communicate with other candidates.

Break procedures

Once registered and before the exam

Once registered, candidates must remain under the supervision of an Ahpra Invigilator. A bathroom break will be given to candidates between the candidate briefing and before they move to the examination circuit.

During the exam

There are no scheduled breaks during the examination time. Candidates may raise their hand and request that an Ahpra Invigilator take them for bathroom break during their examination. However, the examination will continue while the candidate takes their break.

Once the candidate has finished their break, they will enter at the next station that the candidate was due to commence according to the overarching examination schedule. This may mean that a candidate may miss a station(s) and will not be able to make up any stations missed.

After the exam

Candidates who undertake the morning exam session are required to wait in quarantine until all candidates enrolled for the final exam session of the day are registered. Candidates will have access to bathroom breaks during their quarantine period. However, breaks must be under the supervision of an Ahpra Invigilator and candidates may raise their hand and request that an Ahpra Invigilator take them to the bathroom.

Candidates who undertake their exam in the middle or final exam sessions for the day must wait for the post exam briefing to be completed before requesting a bathroom break.

Ahpra Invigilators

Ahpra Invigilators are available to assist candidates from registration until they are released from the examination venue. Candidates can seek assistance from an Ahpra Invigilator by raising their hand. Examples of assistance might be, but is not limited to:

- Feeling unwell,
- Needing to go to the bathroom,
- Needing a drink of water,
- Leaving an item in the exam room,
- Accidentally taking an item outside of an exam room.

Candidate exam day experience

Candidate waiting room

Before the start of the RN OSCE session, candidates will be collected from the candidate waiting room by an Ahpra Invigilator and led to the examination area. The Ahpra Invigilator will be wearing an identification badge and provide directions during the OSCE, e.g. move candidates from station to station, and are available to help candidates if required during the OSCE.

The Ahpra Invigilator will ask candidates to line up in single file, to move from the candidate waiting room to the examination circuit. This ensures candidates stay in order as they progress through the examination circuit.

Notepaper

Candidates will be provided with a new piece of notepaper at the start of each station and must write full name and candidate ID at the top.



The notepaper is for candidates to record any notes outside of the station should they need to do so during the two (2) minutes of reading time. The notepaper must not be used for any other purpose and is the only item that candidates can write on while outside of their station.

As candidates progress through the examination, they are asked to leave their notepaper with the RN OSCE examiner before they leave the room.

On the examination circuit

Each room on the examination will be allocated a letter from A to J. Each candidate will be allocated to one of these stations as their starting station. See Station starting card. Each station can be identified by the letter on the sign above the door to each station. The pictures below are example of the signs above the station door.

As the candidate group are led onto the circuit, the Ahpra Invigilator will call out the letters of each station as they pass. Candidates should remain at the station as directed by the Ahpra Invigilator. An Ahpra Invigilator will collect each candidate's station starting card once all candidates are seated.





Blue patient record folder

Inside each station, candidates must refer to the blue patient record folder to record any clinical documentation about the patient.

Candidates **must not** write clinical documentation on the notepaper provided to them outside of the station. Clinical documentation recorded on notepaper will not be marked for the station.

Clinical documentation date format

All clinical documentation that is in the station will reference the date of the examination as:

- X/X
- X/X/24, or
- X/X/2024.



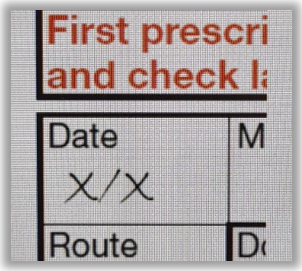

Candidates must read this date format as the date of the examination. However, when writing the date for any patient record that they are writing, candidates must write the correct date.

A reminder of this will be inside the cover of the blue patient record folder.

During the Examination

Outside each station there will be a chair in front of a small screen or document holder.

The screen or document holder will be where the Candidate Instructions for the station is displayed. It is **recommended** that candidates **read this information very carefully** as it explains the requirement of the station. This is the critical information needed to complete the station successfully.

Exams at AHS

Candidates must sit down and wait for an announcement to sign into the examination system using their ID card. When this announcement is made, candidates must tap their ID card on the black box next to the screen. The Candidate Instructions will then be displayed for the station. An example of the screen is included below:

The screen used is similar to an iPad or tablet. Candidates are able to touch and move the screen up and down with their finger to read all of the displayed content. Candidates will know there is no further information to read when they see the following message:

>>>END OF CANDIDATE INSTRUCTIONS<<<

Once the two (2) minutes reading time is finished, candidates will hear a bell and the candidate instructions will disappear. Candidates must now enter the room and proceed with the station.

Exams at RANZCOG

Candidates must sit down and wait for an announcement to commence reading candidate instructions.

Candidates are provided a candidate instruction card that is an A4 laminated sheet where they will need to read all of the displayed content. Candidates will know there is no further information to read when they see the following message:

>>>END OF CANDIDATE INSTRUCTIONS<<<

Exams at RANZCOG cont.

Once the two (2) minutes reading time is finished, candidates will hear a bell and the candidate instructions card will need to be returned to the document holder. Candidates must now enter the room, provide the examiner with your candidate ID card for scanning and proceed with the station.

Alerts and entering rooms

Doors into each station will be closed. Candidates must stand and open the door to enter the room. Depending on the examination centre or circuit, some doors slide from side to side rather than open into the room.

There will be a bell at the six (6) minute mark to signify that there is now only two (2) minutes of time left for the station.

At the end of the eight (8) minutes, there is a bell and an announcement informing candidates that the time for this station has finished. The candidates **must leave the station** and move on to the next station. Candidates must do this immediately and hand all notes made during the station to the RN OSCE examiner before exiting.

Candidates should then progress directly to the next station.

Candidates should note the following:

- If a candidate is unable to complete the station in the allocated time, they will not be able to have any more time. At the eight (8) minute bell candidates **must** stop what they are doing and move to the next station.
- If a candidate finishes the station before the completion of the allocated time (eight (8) minute bell) they **must** remain in the station room until the announcement informing candidates that the time for this station has finished. Candidates must not talk with anyone who is in the room during this time.
- Once a candidate has left their exam room, they may not re-enter the room.

Candidate assistance during the RN OSCE

Candidates that require any help, e.g. feeling unwell or need to go to the bathroom, during the examination or are unable to continue with the examination should remain at the door of the station, raise their hand and wait for an Ahpra Invigilator to assist them.

If the candidates are in a station room and unable to continue with the station, they should inform the RN OSCE examiner and must remain in the station until the time for this station has finished. When the announcement for the end of the station occurs, the candidate should exit the station, raise their hand and wait to be assisted by an Ahpra Invigilator.

If a candidate can continue the examination after a break, then the candidate will enter at the next station that the candidate was due to commence according to the overarching examination schedule. This may mean that a candidate may miss a station(s) and will not be able to make up any stations missed.

Candidate behaviour during the RN OSCE

It is expected that candidates will always behave in a professional manner while they are within the examination centre and during the OSCE. Candidates must adhere to the Board's professional standards, which define the practice and behaviour of nurses practicing in Australia, and the RN OSCE Candidate terms and conditions. The NMBA professional standards include the Registered nurse standards for practice and Professional standards - Code of conduct for nurses and Code of ethics for nurses.

It is recommended that candidates are familiar with the Board professional standards and the RN OSCE Candidate terms and conditions prior to attending the OSCE. Complying with the behaviour and conduct set out in these documents will ensure the safety of candidates and Simulated Patients during the OSCE.

Candidates that do not conduct themselves in line with the Board's professional standards and the RN OSCE Candidate terms and conditions may be instructed by the Chief Examiner, the Ahpra Examination Coordinator and/or nominee to stop what they are doing before they are able to complete the examination. Behaviour that may lead to a candidate being instructed to stop participating the OSCE includes, but is not limited to, the following:

- the Simulated Patient feeling unsafe because of a candidate's behaviour and/or actions, or
- the examiner deeming a candidate's behaviour to be unsafe, not professional or not in accordance with the RN OSCE Candidate terms and conditions.

If the candidate has been instructed to stop the examination because of unsafe behaviour, they will not be allowed to recommence participating in the examination until further discussion with the Chief Examiner and/or the Ahpra Examination Coordinator has occurred and this may result in the candidate being removed from the examination altogether.

The Simulated Patient may also request that candidates do not perform a certain task if they are feeling unsafe in anyway. If this occurs, the RN OSCE examiner will indicate if the candidate is able to continue and complete the station. Candidates will be required to adjust their practice to ensure the Simulated Patient is no longer feeling unsafe. If the candidate does not adjust their practice, and the Simulated Patient continues to feel unsafe, the candidate will not be able to continue with the examination. This is at the discretion of the Chief Examiner and Ahpra Examination Coordinator.

Marking the OSCE

Each OSCE station is marked by an appropriately qualified, experienced and currently registered RN OSCE examiner, using evidence-based assessment criteria matched specifically to the station. Assessment criteria have been mapped to the Registered Nurse Standards for Practice and referenced against those listed in the Recommended reading materials section of this handbook.

The examiner will mark each candidate's performance during and at the conclusion of the station.

At the conclusion of your examination

After candidates have progressed through all ten (10) stations and the examination has finished, they will be asked to do the following:

- Continue to remain silent while on the examination floor and under examination conditions,
- Hand their pen and candidate ID card to an Ahpra Invigilator,
- Follow the Ahpra Invigilator as they lead the candidate group back to the candidate waiting room,
- Listen to the post examination candidate briefing (approx. 5 mins),
- Be prepared to be held in quarantine after their examination has finished until all examination session candidates for the day have been registered. These candidate groups will be provided with water and snacks during this period,
- Be prepared to be led from the examination centre, and
- Follow the Ahpra Invigilator as they lead the candidate group from the building.

As candidates exit the building, they may open the satchels and access their personal belongings. However, please note that confidentiality still applies, and no exam related information can be shared with any other person. Refer RN OSCE Candidate terms and conditions.

Special consideration

Candidates can apply for special consideration if they were unable to attend or complete their scheduled OSCE due to exceptional circumstances beyond their control. Only those candidates who can demonstrate that adverse events occurred, outside of their control, which prevented them from completing their allocated OSCE are eligible for special consideration. A request must be submitted within five (5) full business days following the candidate's scheduled examination date.

More information about special consideration, including how to apply, deadline to apply, and evidence requirements, can be found in the Board's Special consideration policy.

After the examination day

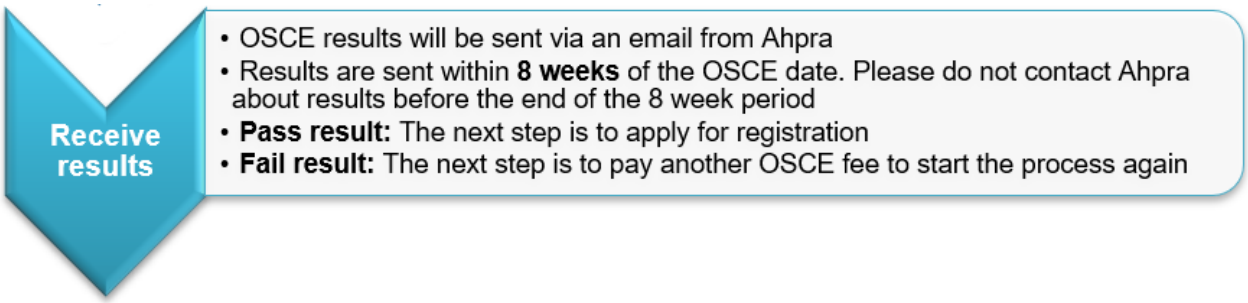

Release of results

Results will be released within eight (8) weeks of the examination date taking place. Candidates will receive an email communication which will include a formal notification of their result and the next steps they will need to undertake. This communication will be sent to the email address given to Ahpra at the point of registering for the OSCE.

Results are not able to be delivered to candidates immediately as they need to be moderated, calculated and ratified by the RN Examination Committee before being released to candidates.

Candidates must not contact the IQNM Exams Team within the eight week period to request an update on their results. Requests received within this timeframe will not be responded to.

In addition to the overall result, letters will also include:

- Station name
- Station identifier (A-J)
- Candidate station outcome, and
- Standard achieved for the station.

Successful Candidates

Candidates who receive a pass result in the RN OSCE can apply for registration via their IQNM dashboard.

For candidates who receive a pass result in the RN OSCE as an Additional Profession, Ahpra will provide an application form to complete so that they can apply for registration.

Unsuccessful candidates

Resitting the examination

Candidates who receive a fail result in the RN-OSCE are able to re-sit the OSCE. Candidates choosing to re-sit the RN OSCE after receiving a fail examination result must start the process again by paying another OSCE Fee. See the OSCE Fee section in this handbook.

Candidates who fail and want to re-sit the OSCE must wait for at least one exam cycle before re-scheduling their exam. See the Examination repeats policy for more information.

Examination Procedural Review

A candidate may apply for a procedural review of their OSCE based on any of the grounds specified in the Board's Examination procedural review policy. The policy also confirms what is not grounds for a procedural review and information about the procedural review process.

To apply for an examination procedural review, candidates must complete the following forms submit them through Ahpra's Online Upload Service:

- AEPR-40 – application for OSCE Procedural Review
- AEPR-40 – Candidate Statement.

Forms **must not** be submitted via email. Both forms can be found on the Board's website.

Nurse and Midwife Support

The Nurse and Midwife Support service is a free and confidential service available to all nurses and midwives registered in Australia. OSCE candidates, whether residing in Australia or overseas, are also eligible to access this support service while they are participating in the Board's IQNM Assessment Process.

The service can be accessed 24 hours a day, seven days a week at https://www.nmsupport.org.au/accessing-support.

Document history

Approved by: Nursing and Midwifery Board of Australia

Date commenced: November 2020

Next review due: October 2024

Policy history:

Approval date	Version	Reason for change
March 2024	v6.0	Full update of document flow Update of information relating to: • RN OSCE Candidate terms and conditions • Centre location Additional information: • links updated under examples of charts and forms • links updated under recommended reading materials • additional images added to show in room set up examples and location
January 2023	v5.0	Additional information: • links updated under examples of charts and forms • additional images added to show in room set up examples.
February 2022	v4.4	Update to information relating to: • assessment of communication • tips for completing the OSCE • patient types and equipment, and • RN OSCE candidate rules Addition of information to sections: • Centre location and attending site prior to examination booking • Arrival at examination centre • Candidate behaviour
January 2022	v4.0	Additional information: • Links provided under examples of charts
Sept 2021	v3.0	Editorial updates
March 2021	v2.0	Update to document flow and additional information: • Supply of note pads and use within examination
November 2020	v1.0	n/a